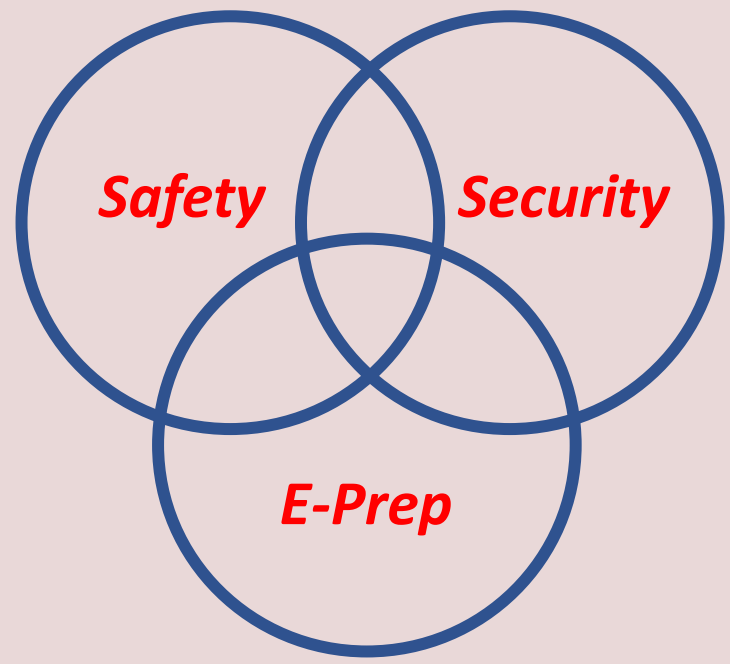


A Culture of Preparedness



Emergency Preparedness Chair Training

Tuesday, October 17, 2022

Agenda

- Introductions
- Recap E-Prep Mission, Goals, Values
- Overview of Roles:
 - E-Coordinator, and Vice-Principal role
 - School PTSA E-Prep Chair
- What is preparedness advocacy?
- Creating a culture of preparedness
- Council E-Prep website resource introduction
 - Emergency Supplies Toolkit
- Connecting with other chairs in the feeder pattern
- Tips for E-Prep chairs
- Next steps

GROUND RULES

YOUR BEHAVIORS CAN HELP THE TEAM PERFORM:

- **ENTER NAME, SCHOOL AND E-MAIL - TO BE ON DISTRIBUTION**
- **MUTE YOUR COMPUTER, WHEN NOT SPEAKING**
- **LISTEN ACTIVELY, "SEEK FIRST TO UNDERSTAND"**
- **POLITE & RESPECTFUL OF EACH OTHERS POINT OF VIEW**
- **IT'S OK TO ASK QUESTIONS AND CHALLENGE**
- **REGULAR ATTENDANCE - NEED WHOLE TEAM TO LEARN TOGETHER**



There are live links in this presentation that will take you to more information

Introductions

- Your Name,
- School PTSA,
- Your Role,
- What do you want from this training



10/17/2023

Emergency versus Disaster



EMERGENCY

- An EMERGENCY is a sudden, urgent, unexpected event requiring immediate action, usually requiring help. Sufficient RESOURCES ARE AVAILABLE to deal with it. This guide is about **DISASTERS** and how to prepare for them.
- **Response in 3 to 10 minutes**



DISASTER

- A DISASTER is a calamitous event, especially one occurring suddenly and causing great loss of life, damage, or hardship. Sufficient RESOURCES ARE NOT AVAILABLE.
- **Response days or longer**

**Your Safety & The Safety of your family is Paramount
DO NOT TAKE RISKS**



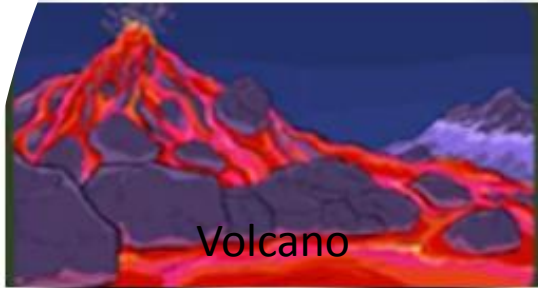
Snowstorm



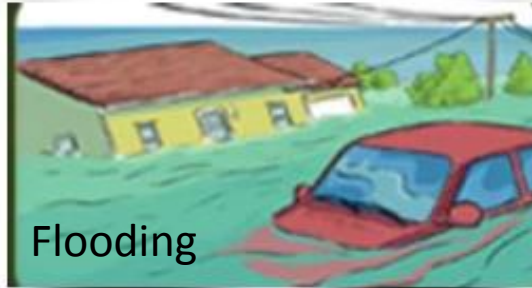
Earthquakes



Tsunami



Volcano



Flooding



Lightning

*Click on picture
Live Link*



Power Outages



Forest Fires



Land Slides



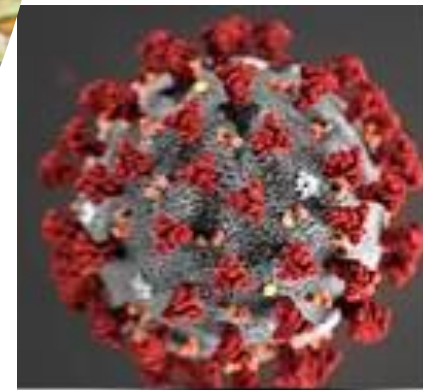
Extreme Heat



Space Weather



Radiological



Why Be Prepared?

Know the Facts, Be Empowered!

2018 Anchorage Earthquake

<https://www.northshoreemc.com/be-informed>

WATCH A VIDEO ABOUT OUR TOP 3 EARTHQUAKE RISKS

Lanea Miller, Robin McKenzie Northshore Council PTSA 6.10 Emergency Preparedness Chair

E- Prep Team

Vision:

- **Achieve a Whole Community approach of emergency preparedness**, set forth by the Federal Emergency Management Association (FEMA), as it relates to our school communities throughout the Northshore School District. **The Whole Community approach is a concept that emergency & disaster preparedness is a shared responsibility and calls for the involvement of everyone in order to attain a secure, resilient community.**

Mission:

To provide CHAIR team training, networking, and support to emergency preparedness chairs from each school in order to encourage **collaboration between School and PTSA**; to **assist** and **participate** in the management of emergency plans, supplies, preparedness education, community engagement, and facilitation of drills through **building a relationship with the school principal, vice principal, emergency coordinator, custodial staff and nurse.**

VALUES:

- **EQUITABLE**
- **DEDICATED**
- **INTEGRITY**
- **TEAMWORK**
- **COLLABORATIVE**
- **CREATIVE**
- **PROACTIVE**
- **PROFESSIONAL**

Preparation through education is less costly than learning through tragedy

Objectives Conversation



- **Culture of Preparedness**
 - **Home Disaster Plan**, disaster preparedness, CERT, Teen Cert,
 - Stop The Bleed, First Aid, ACT to save a life
- **Increase participation**
 - Out-reach to **ENGAGE** parents and **Teens**
- **Bring in Speakers**
 - Educate and create awareness
- **PTA Feeder Pattern Links**
 - Chairs helping Chairs
- **Monthly E-mails**
 - Preparedness Family todo's & FEMA info
- **Support E-prep Container Improvements & Supplies**
 - Tough Shed, replace PPE, Organize and store supplies
- **Monthly Zoom Meetings**
 - Except holidays, Opportunity to ask NSD questions and get information.

Job Description & Roles



Preparedness for emergencies and disasters, as well as the prevention of accidents is a serious concern of those who care for children in the home, at school, and in the community. **Activities to promote preparedness, safety and injury prevention can be incorporated into all PTSA/PTA interests.**

When it comes to school safety and emergency preparedness;

- All aspects of planning, execution, corrective actions, documentation, supplies, and training are the **schools and school district's responsibility.**
- The PTSA/PTA can play a volunteer **supporting role**; we can help the district, administrators, staff, emergency coordinators, nurses and principals **with their permission.**
- Opportunities may include **fund raising, parent education, observing school drills, purchasing, supplies, inventory audits, restocking, disposal, overall organizing, documenting, and newsletters.**



every child. one voice.

Create a Culture of Emergency Preparedness

PO Box 1001, Bothell, WA 98041-1001



Help Families Prepare for Emergencies:

- Have Preparedness presentations at your PTSA/PTA video meetings
- Emergency Preparedness information table at your Back to School event
- Open House or other school/community events
- Provide simple preparedness info in every PTSA/PTA newsletter.
- Encourage families to create a family emergency communication plan, assemble an emergency supply kit, and to put together a list of out-of-area contacts
 - Visit www.ready.gov/plan for more information
- Provide parents with First Aid, CPR, AED & Community Emergency Response Team (CERT) class schedules.
 - Contact local Fire Dept, Citizen Corps or American Red Cross
- Provide Emergency Student Reunification Information (work with your principal)
 - Provide parents with clear information about your school's emergency student release procedures.
 - What will the signs say? How does the process work?
 - Encourage parents to provide the school with up-to-date contact information in [Northshore School District ParentVUE](#)
 - Give instruction on how parents should select emergency contacts and pick up persons

Do What You Can Do:

- Determine how often you can volunteer.
- You do not need to be an expert in e-prep
- Do as little or as much as you can manage
- In this role you can learn new things and manage better in an emergency

[CLICK HERE](#)
FOR MORE INFORMATION

E-Prep Volunteer

- **MUST COMPLETE THE ON-LINE NSD BACKGROUND CHECK**
- **Ensure you are a member of your School's PTSA**

⚠ COVID-19 Vaccination Requirement for Volunteers Lifted Effective Nov. 1

Starting November 1, 2022, proof of COVID-19 vaccination will no longer be required for Northshore School District volunteers. This District change is in response to **Governor Inslee's repeal of the COVID-19 emergency proclamations and state of emergency** by Oct. 31, 2022.

All volunteers are asked to update their application yearly. One month before your application expires you will receive an email from info@safevisitorsolutions.com.

Notice: Since there are potential delays in processing volunteer applications, we advise all volunteers needing a Level 2 background check to submit their applications at least 3 weeks in advance, and Level 1 background checks at least 1 week in advance.

*Please **ONLY** use ONE EMAIL to apply to avoid duplicate accounts. Once you complete your application, please remember the email that you used so it is easier for school staff to locate your profile.

Application Process

+ School and District Volunteers

+ High School Athletic Volunteer Coaches

+ Other High School Athletic Volunteers

<https://www.nsd.org/get-involved/volunteer/become-a-volunteer>

Collective Bargaining Emergency Prep Coordinator

Ensure that existing staff are assigned to key emergency roles as defined by FEMA

- Develop and revise the EOP which will be due in May for the upcoming school year
- Review and train staff and students on emergency procedures in coordination with district guidance
- Stock and maintain supplies in the emergency containers
- Conduct safety and emergency meetings on a regular basis, at least quarterly
- Work with building administration to schedule required emergency drills
- Review Incident/Accident reports to identify hazards, causes and trends
- Maintain safety bulletin board(s) and distribute safety materials
- Receive and evaluate employee safety suggestions and notifications
- Check for hazards and make recommendations to rectify or improve hazardous conditions
- Provide written feedback to employees who have identified problems
- Keep notes of all meetings and post them on safety bulletin boards

Build a supportive relationship

<https://www.nsd.org/our-district/departments/human-resources/collective-bargaining>

10/17/2023

**MEMORANDUM OF UNDERSTANDING
Safety & Emergency Prep Coordinator**

For the duration of this Collective Bargaining Agreement, the Northshore Education Association and Northshore School District No. 417 agree to establish and maintain a building level Emergency Coordinator position. One of the primary roles of this position will be to develop, maintain, and revise as needed an Emergency Operations Plan (EOP) for each building.

The building Emergency Preparedness Coordinator will be selected by the staff of each building. If more than one person expresses interest in the position, a vote by secret ballot will be conducted by the NSEA building representative and building principal. The duties of this position will include but are not limited to:

- Ensure that existing staff are assigned to key emergency roles as defined by FEMA
- Develop and revise the EOP which will be due in May for the upcoming school year
- Review and train staff and students on emergency procedures in coordination with district guidance
- Stock and maintain supplies in the emergency containers
- Conduct safety and emergency meetings on a regular basis, at least quarterly
- Work with building administration to schedule required emergency drills
- Review Incident/Accident reports to identify hazards, causes and trends
- Maintain safety bulletin board(s) and distribute safety materials
- Receive and evaluate employee safety suggestions and notifications
- Check for hazards and make recommendations to rectify or improve hazardous conditions
- Provide written feedback to employees who have identified problems
- Keep notes of all meetings and post them on safety bulletin boards

The stipend for this position will be \$2,000 in buildings with fewer than 800 students, and \$2,400 in buildings with more than 800 students. Additionally, the coordinator will be paid at the C-7 rate (or their hourly rate, if ESP) for any work performed either before or after school to stock the emergency containers and maintain classroom emergency supplies.

Safety and Emergency Prep Coordinators shall be provided with required training as appropriate. If the required training is scheduled outside of the regular work day the employee will be paid the C-7 rate of pay (or their hourly rate, if ESP) if a bargaining unit member is elected to this position.

Safety and Emergency Prep Coordinators will be responsible for the safety program at each site. The coordinator will investigate all building safety complaints and report findings to the building administrator. If the administrator is unable to solve the problem, the administrator will report the item to the District Safety Coordinator for action.

Safety and Emergency Prep Coordinators will submit an additional hourly pay form to be compensated for time spent stocking the emergency containers and/or time outside the contracted work day attending required trainings.

MEMORANDUM OF UNDERSTANDING
District Safety Committee and Individual Site Health and Safety Committees

2019-2022 NSEA-ESP/NSD Agreement
Page 80

[Click on the above Page](#)

Northshore Council Advocates for all Children

PTA Advocacy - Northshore Council PTSA encourages civil discussion about important and controversial issues. Having an open discussion and voting on a position, encourages civil discourse and helps ensure a PTA is representing its membership.

Northshore Council PTSA Legislative Action

- **BEING RELEVANT** focused on bringing the policy expertise that exists in our PTA's to physically write and implement new education and child Safety Security, E-Prep policies in our school district.
- Council is **represented**, and gives a report, **at school board meetings**
- Council's input is sought by the school board for new policies
- A **trusted partner and seen as the voice of our community,**

Want to join us on this journey!
Your voice counts too!

WSPTA's 2022-2024 Top 5 Issues:

- 1. Addressing the Student Mental Health Crisis**
- 2. Addressing Critical Gaps in Educational Funding**
- 3. Preventing and Reducing Gun Violence and Suicide**
- 4. Addressing Funding, Inclusion, and Supports in Special Education**
- 5. Building and Maintaining Safer School Facilities**

[FOR MORE INFORMATION CLICK HERE](#)

Revised Code of Washington (RCW) K-12 School Requirements

Highlights: RCW [28A.320.125](#) , [28A.320.127](#) , [28A.320.123](#)

- Comprehensive Safe School Plans updated annually
 - collaborate with response agencies
- Requires School Safety Policies, Procedures, Plans, addressing:
 - Preparedness (prevention/protection), mitigation, response and recovery
- Family-student reunification plan and communication (students, parents, staff, admin)
- All staff have information about emergency supplies, notification and alerts
- Transportation agreements/procedures for evacuations
- Timely/methodical school-based threat assessment and management
- Prohibit suspension or expulsion based merely on threat assessment
- Plan and training for recognition, initial screening, and response to emotional or behavioral distress in students,
 - including but not limited to indicators of possible substance abuse, violence, youth suicide, and sexual abuse.



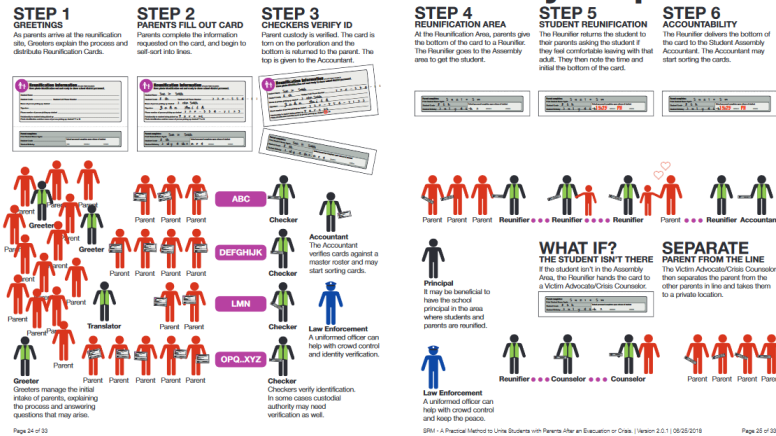
Supplies and Emergency Containers

This toolkit is designed to help you assess your Schools Emergency Supplies and give PTA chairs support if your PTSA/PTA chooses to provide funding and resources.

- [Supplies and Emergency Containers page](#)

[NSD recommended emergency prep supplies list 2011-8.pdf](#)

SRM The Process in 6 Easy Steps



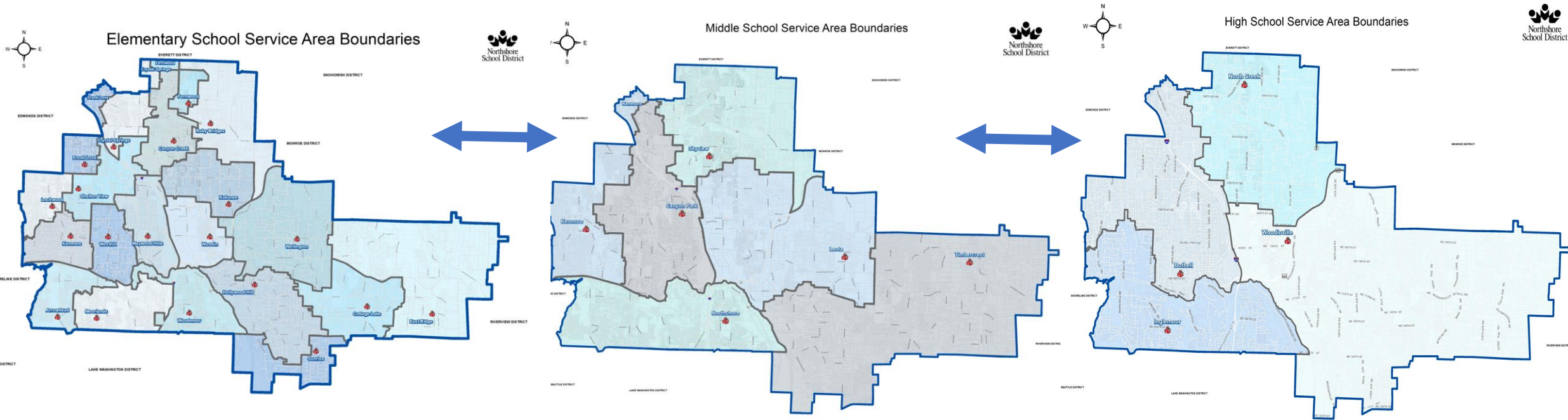

Calendar Recordings	Chair Information	Training	NSD Safety	E-Prep Family	E-Prep Advocacy	Contact Us
-------------------------------------	-----------------------------------	--------------------------	----------------------------	-------------------------------	---------------------------------	----------------------------

- [Tools and resources to be an E-Prep Chair](#)
- [Tools and resources for parents, and students](#)

www.northshorecouncilptsa.org/emergency-preparedness.html

[NSD Reunification Process – Click Here](#)

NSD FEEDER PATTERN



- Reach out to those PTSA's in your feeder pattern – use the contact list
- Identify common needs and goals
- Help each other with meetings, activities and tasks
- Stay connected through the life cycle of elementary school

Chairs Helping Chairs

NEXT STEPS

1. Start a conversation with your School E-Coordinator, Vice Principal, Nurse
 - What are the needs, and do you need a grant from your PTSA?
 - Status of the container?
 - Reunification box and equipment – do they need parents for a drill or floor signs?
 - Are Teachers Trained to use Stop the Bleed kits - ACT To Save A Life Training?

2. Contact your PTSA Board/Treasurer and determine your budget:
 - Do you have funds? Start a conversation Do you need to do a fund raiser?
 - Education and Seminar topics?

3. Put together a PTSA E-Prep news article - post it on your website
 - **Share it with the E-Prep Team...it can help everyone!**

E-Prep Chair Tips

- Contact Robin for parent training, PTA e-prep help, support, next steps, questions: eprep@northshorecouncilpta.org
- Contribute to the team
 - show and tell, make suggestions, a conversation for possibility
- Start contacting your feeder pattern support group
 - identify needs, goals and were to help
- Create visibility in newsletters every month
 - Check out [Emergency Preparedness Corner](#)
- [Join our Facebook Page and ask questions, stay in-touch](#)
- [Lead by Example](#)
 - Do you know the hazards in your area?
 - Have a Plan? A kit?
 - Are you involved?

THURSDAY, OCTOBER 19th At 10:19AM

The Great Washington Shakeout





The Community Emergency Response Team (CERT), is a FEMA program that teaches community members like you how to prepare and respond when a major emergency or disaster event strikes. In a disaster when resources are overwhelmed such as a major earthquake or storm, it may take responders several hours to several days to assist community members.

Resources

- [CERT Eastside Coalition – King County, WA](#)
- [Community Emergency Response Team | Bothell WA](#)
- [Northshore Emergency Management Coalition | United States](#)

What is CERT?
CERT is an organization of volunteer emergency workers who have received specific training in basic disaster response skills to supplement existing emergency responders in a major emergency or disaster or utilize their skills to assist family members and neighbors. Following a major disaster, local fire, police, city, and other first responders may not be able to meet the demand for their services. Residents and visitors to our community may need to rely on each other for help in order to meet their immediate life sustaining needs.

NEMCO CERT TRAINING
NEMCO offers Federal Emergency Management Agency (FEMA) training on a regular basis throughout the year. Examples of the curriculum include:

- DISASTER PREPAREDNESS:** Addresses hazards specific to the community. Materials cover actions that participants and their families take before, during, and after a disaster, as well as an overview of CERT and local laws governing volunteers.
- FIRE SUPPRESSION:** Covers fire chemistry, hazardous materials, fire hazards, and fire suppression strategies. However, the thrust of this session is the safe use of fire extinguishers, controlling utilities, and extinguishing a small fire.
- MEDICAL OPERATIONS:** Participants practice diagnosing and treating airway obstruction, bleeding, and shock by using simple triage and rapid treatment techniques.
- LIGHT SEARCH AND RESCUE OPERATIONS:** Participants learn about search and rescue planning, size-up, search techniques, rescue techniques, and rescue safety.
- PSYCHOLOGY:** Covers signs and symptoms that might be experienced by the disaster victim and worker, and addresses CERT organization and management.

TRIAGE
Medical triage is the key to doing the most good for the most people whenever there are more survivors than rescuers, resources are limited and time is critical. This training provides an overview of the medical triage process and portrays the steps that CERT members need to follow to provide survivors with the most effective lifesaving support available until professional responders arrive on the scene.

Join us! CERT Meets 7pm, the 2nd Tuesday of the month, at Fire Station 51 Kenmore Washington. Please consult website for most current information.

Click on the flyer

Upcoming Events

- **NEXT MEETINGS – First TUESDAY of the Month 11:00AM to Noon (ZOOM – One Link)**
 - **Date:** November 7th,
 - **Time:** 11:00 AM to Noon, Pacific Time
 - **Registration or same link as the first meeting:**
<https://us06web.zoom.us/meeting/register/tZEvcumoqjsjHNUiLTZr0qBgbiA8-y1LGBQ3#/registration>
- Contact Robin, Lanea for parent training, PTA e-prep help, support, next steps, questions:
eprep@northshorecouncilptsa.org
- Engage your School e-coordinator, Vice Principal, Nurse, Custodial staff in a conversation
- Create visibility in newsletters every month
 - Check out [Emergency Preparedness Corner](#)
- Join our [Facebook Page and ask questions, stay in-touch](#)

QUESTIONS?

Reference Material

Opportunities

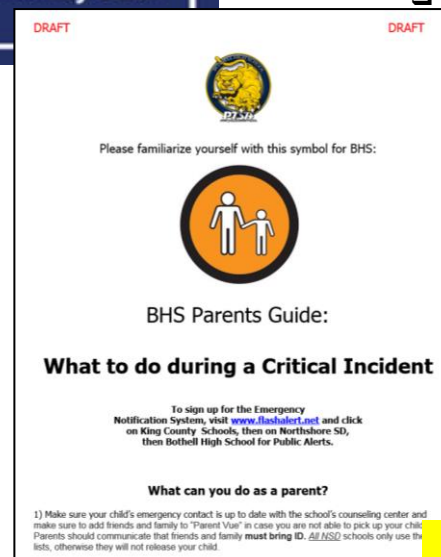
- Parent Awareness e.g. newsletters
- Parent Presentations and Training
 - Avoid Defend Deny for parents
 - Gun Safety (New LAW) & Firearm storage
 - See Something Say Something (POSTERS)
 - School background checks
 - Security Requirements at School
 - Re-unification Process
 - Drills practice & observe
 - Family Preparedness – 2 week ready
 - CERT, Stop the Bleed, First Aid, Amateur Radio, A.C.T.
 - Train The Trainer to assist in training
 - Supplies, Storage Containers – A PROCESS for Ordering, Inspections
- Promote Teen CERT (E-Prep Chair), First Aid, A.C.T. save a life, and Amateur Radio
- Collaboration with District on Council PTSA webpage content
- Improved partnership, communication, & collaboration between PTA & NSD
- Monthly meetings with Council and PTA E-Prep Chairs & School Admin

Posters



PTSA Council & PTA's

- Benchmark other District Best Practices and share
 - Teacher Safety Training
 - On-line training for teachers, staff, students, parents
 - Student/Youth Mental Health**
 - Use of extreme risk protection orders, which allow removal of weapons from the homes
- Advocacy
 - Funding the regional school safety centers for the safety coordinator (EOP) role
 - Providing resources for emergency equipment and supplies
 - Verifying compliance of emergency planning coordination




Reunification Process

Northshore School District Strategic Plan Goals

Pillar 2: Safe Climate and Strong Relationships with Families and Community
Prevention, Protection, Mitigation, Response, Recovery

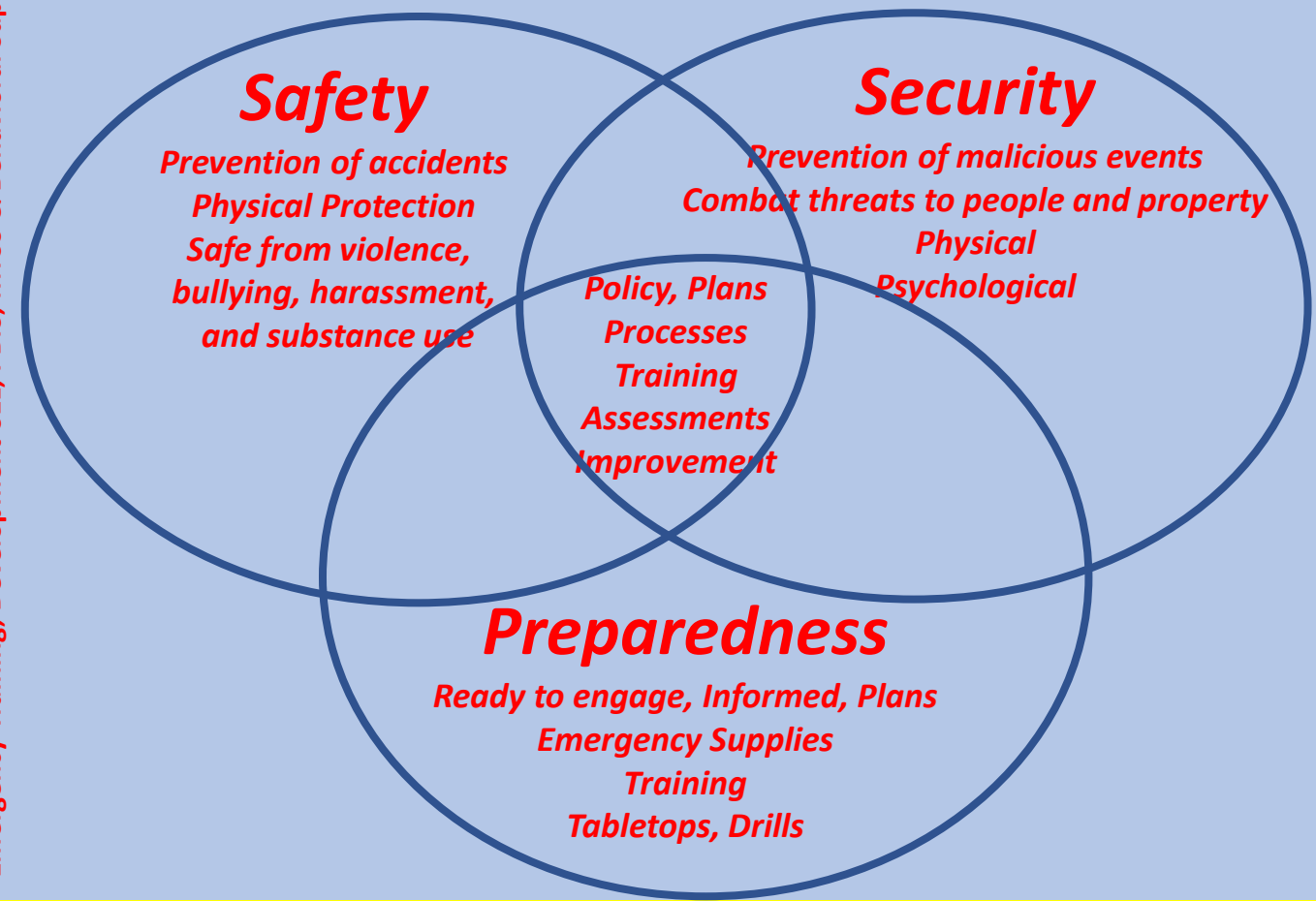
Pillar 3: Results – Focused Professional Learning and Staff Support
Emergency Training, Development SEL, PBIS, MTSS & Behavioral Support

Pillar 4: Data Informed, Needs-Based Resource Allocation
Safety, Security, Preparedness Data and Equitable allocation of Resources




Pillar 3: Results – Focused Professional Learning and Staff Support
Emergency Training, Development SEL, PBIS, MTSS & Behavioral Support

Pillar 2: Safe Climate and Strong Relationships with Families and Community
Prevention, Protection, Mitigation, Response, Recovery



Pillar 4: Data Informed, Needs-Based Resource Allocation
Safety, Security, Preparedness Data and Equitable Allocation of Resources

Preparation through education is less costly than learning through tragedy



Strategic Plan

- ✓ Pillar 2: Safe Climate and Strong Relationships with Families and Community
- ✓ Pillar 3: Results – Focused Professional Learning and Staff Support
- ✓ Pillar 4: Data Informed, Needs-Based Resource Allocation

FEMA Process defined in:

- IS-00360 Preparing for Mass Casualty Incidents: guide for Schools
- IS-00362.a Multihazard Emergency Planning for Schools
- MGT-439 Pediatric Disaster Response and Emergency Preparedness
- Pre-100 Active Shooter tabletop process

10/17/2023

Comprehensive Emergency Planning Process Flow

